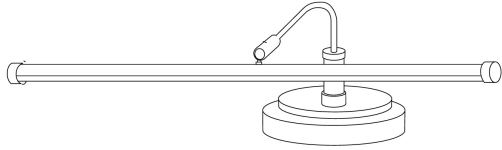


# 19-inch LED Upright Console Piano Lamp (PLED101)

## USER MANUAL



### Specifications:

Sleek low-profile design

19" swivelable lamp shade with natural light LED array pre-installed

The lamp shade contains 12 evenly spaced LED nodes

Toggle on/off switch located on the lamp shade

LED lifespan: 50,000 hours

Color Temperature: 2700 K

Power Usage: Less than 10 watts

Electrical cord: 9.5 feet long

UV and infrared-free LED technology

Universal 24v 0.5A DC power adapter

cocoweb™

www.cocoweb.com

COCOWEB.COM, INC.

42 Corporate Park, Suite 250

Irvine, CA 92606

Phone: 1-888-783-0378

### Contents:

- 19-inch LED Upright Console Piano Lamp
- 24V 0.5A DC Power Adapter

### Caution:

Any attempts to repair or modify this lamp in any way which are not expressly approved in writing by Cocoweb will void any warranties.

### Before Use:

Before using this lamp for the first time, read these instructions thoroughly and store them in a safe place for future reference.

### Important Safety Instructions:

- Make sure the lamp is in the off position before plugging into a wall outlet.
- Do not place near any extreme heat or in direct sunlight.
- Place on an even and secure surface.
- Use only the supplied power adapter.
- Do not use with damaged electrical cords.
- Keep the lamp dry and clean.
- Never overload electrical circuits as it may cause electrical shock or fire.
- For use in indoor dry rooms only. Not suitable for damp rooms.
- Do not look directly into the light source.

### Care and Cleaning:

**DO NOT** use abrasives or chemical cleaners to clean the lamp as it may damage the finish. Use only warm water, then wipe dry with a clean soft cloth.

### LED Array Replacement:

The LED array is rated to last 50,000 hours.

Should the LED bulbs cease to function in the warranty period, Cocoweb will replace the LED array free of charge. Cocoweb may at its choice, send a replacement LED array or request for the whole lamp to be shipped to a Cocoweb location or authorized dealer. Shipping and handling charges may be incurred. After the 2 year warranty period, you may purchase a replacement LED array by contacting Cocoweb customer service.

### Troubleshooting and Repair:

Should the lamp stop working properly and/or one of the following problems occur:

- The lamp fails to turn on.
- The lamp flickers.
- The lamp dims to an unusual level.

Turn the lamp off using the toggle switch, recheck all connections and then turn the lamp back on.

If the problem persists, discontinue use of lamp and contact Cocoweb customer service.



**Danger of suffocation**

Keep children away from packaging

### Limited Warranty Info:

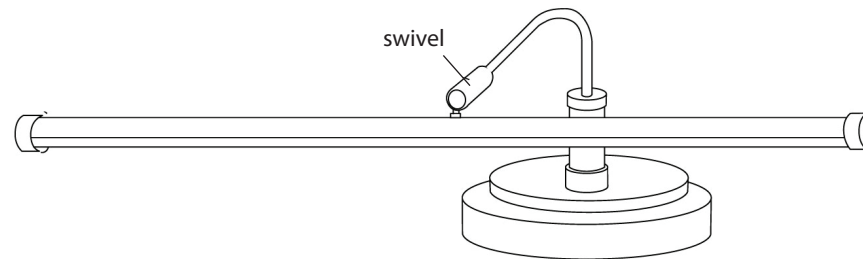
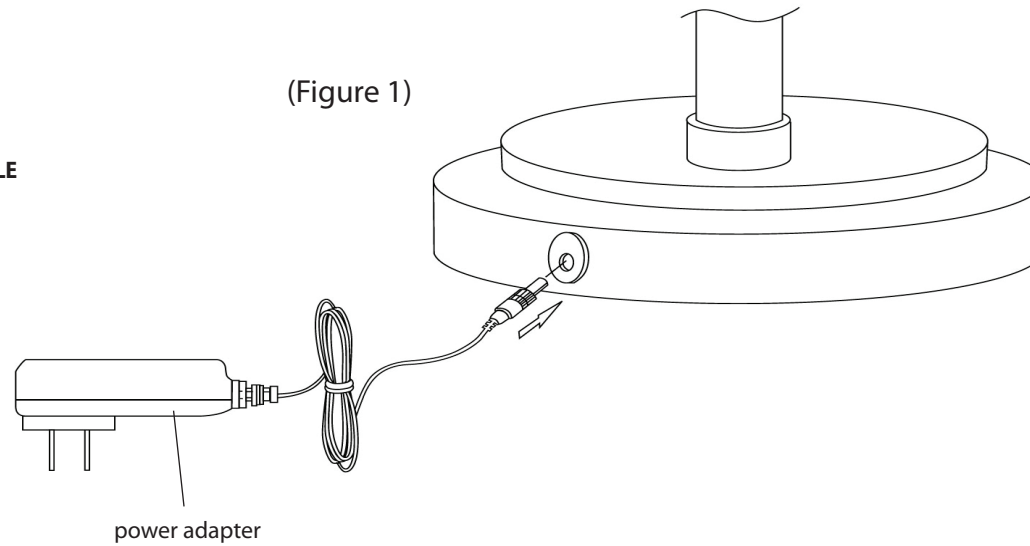
Cocoweb warrants its products to be made of first class materials, free from defects of material or workmanship under normal use and to perform the service for which they are intended in a reliable and efficient manner when properly installed, for a period of two years from the date of purchase. Failure of the product under normal operating conditions, may be repaired by Cocoweb or our authorized service dealer free of charge. Some shipping and handling charges may be incurred. During the warranty period, Cocoweb will, at its choice, repair or replace any part or parts which prove to be defective if returned to Cocoweb. Warranty may be void if mishandling, abuse, improper operation, modification, attempted repair or any unauthorized tampering occurs. Damage from natural conditions such as fires, pollution, earthquakes or any other natural or unnatural conditions, accidents, etc. are not covered under this limited warranty.

# LAMP USAGE

**STEP I. PLUG THE ADAPTER CONNECTION INTO THE BACK OF THE LAMP BASE (Figure 1).**

**STEP II. PLUG THE POWER ADAPTER INTO A WALL OUTLET.**

**STEP III. LIGHT CONTROLS: THE ON/OFF TOGGLE SWITCH IS PRE-INSTALLED ON THE LAMP SHADE. SIMPLY TOGGLE THE TOGGLE SWITCH TO TURN THE LAMP ON OR OFF.**



(Figure 2)